





















Fit Vehicles

| Body | Model | Produced | KW | HP | CCM |
|---|---|-------------------|----|----|------|
|  | <u>CHEVR AVEO Saloon (T200, T250) 1.2</u> | 2006-03 - 2007-12 | 53 | 72 | 1150 |
| | <u>CHEVR KALOS 1.2</u> | 2005-03 - ... | 53 | 72 | 1150 |
|  | <u>CHEVR KALOS Saloon 1.2</u> | 2005-03 - ... | 53 | 72 | 1150 |
| | <u>CHEVR MATIZ (M200, M250) 0.8</u> | 2005-03 - ... | 38 | 52 | 796 |
| | <u>CHEVR MATIZ (M200, M250) 0.8 LPG</u> | 2005-03 - ... | 38 | 52 | 796 |
| | <u>CHEVR MATIZ (M200, M250) 1.0</u> | 2005-03 - ... | 47 | 64 | 995 |
| | <u>CHEVR MATIZ (M200, M250) 1.0</u> | 2005-03 - ... | 49 | 67 | 995 |
| | <u>CHEVR MATIZ (M200, M250) 1.0 LPG</u> | 2005-03 - ... | 49 | 67 | 995 |
| | <u>CHEVR SPARK 0.8</u> | 2005-05 - ... | 37 | 50 | 796 |
| | <u>CHEVR SPARK 1.0 SX</u> | 2005-05 - ... | 46 | 63 | 995 |
| | <u>DAEWOO KALOS (KLAS) 1.2</u> | 2003-04 - ... | 53 | 72 | 1150 |
| | <u>DAEWOO KALOS (KLAS) 1.4 16V</u> | 2003-04 - ... | 69 | 94 | 1399 |
| | <u>DAEWOO MATIZ (KLYA) 0.8</u> | 1998-09 - ... | 38 | 52 | 796 |
| htt | <u>DAEWOO MATIZ (KLYA) 1.0</u> | 2003-01 - ... | 47 | 64 | 995 |

| Body | Model | Produced | KW | HP | CCM |
|---|--|-------------------|----|-----|------|
| | <u>DAIHA CHARADE III (G100, G101, G102) 1.0 TD (G101)</u> | 1987-03 - 1992-12 | 35 | 48 | 993 |
| | <u>DAIHA CHARADE III (G100, G101, G102) 1.0 Turbo (G100)</u> | 1987-03 - 1990-10 | 50 | 68 | 993 |
| | <u>DAIHA CHARADE III (G100, G101, G102) 1.3 i 4WD (G102)</u> | 1988-06 - 1993-01 | 66 | 90 | 1296 |
| | <u>DAIHA CHARADE III (G100, G101, G102) 1.3 i (G102)</u> | 1988-06 - 1992-12 | 66 | 90 | 1296 |
|  | <u>DAIHA CHARADE III Saloon (G102) 1.3</u> | 1990-11 - 1993-02 | 66 | 90 | 1296 |
| | <u>DAIHA CHARADE IV (G200, G202) 1.0</u> | 1994-09 - 1996-03 | 38 | 52 | 993 |
| | <u>DAIHA CHARADE IV (G200, G202) 1.3</u> | 1996-09 - 1999-11 | 44 | 60 | 1296 |
| | <u>DAIHA CHARADE IV (G200, G202) 1.3 16V</u> | 1996-05 - 1999-11 | 55 | 75 | 1296 |
| | <u>DAIHA CHARADE IV (G200, G202) 1.3 i 16V</u> | 1993-01 - 2000-09 | 62 | 84 | 1296 |
| | <u>DAIHA CHARADE IV (G200, G202) 1.5 i 16V</u> | 1997-01 - 1999-11 | 66 | 90 | 1499 |
| | <u>DAIHA CHARADE IV (G200, G202) 1.6 GTi</u> | 1993-03 - 1999-11 | 77 | 105 | 1590 |
|  | <u>DAIHA CHARADE IV Saloon (G203) 1.5 16V</u> | 1994-10 - 2001-01 | 55 | 75 | 1499 |
|  | <u>DAIHA CHARADE IV Saloon (G203) 1.5 i 16V</u> | 1994-06 - 1999-11 | 66 | 90 | 1499 |
| | <u>DAIHA CHARADE (L2) 1.0 (L251S)</u> | 2003-03 - ... | 43 | 58 | 989 |
| | <u>DAIHA COPEN 1.3</u> | 2006-03 - 2012-09 | 64 | 87 | 1298 |
| | <u>DAIHA CUORE III (L201) 0.8</u> | 1990-10 - 1994-12 | 30 | 41 | 847 |

| Body | Model | Produced | KW | HP | CCM |
|--|--|-------------------|----|----|------|
|  | <u>DAIHA HIJET Box 0.8</u> | 1986-06 - 1989-12 | 29 | 39 | 843 |
|  | <u>DAIHA HIJET Box 1.0</u> | 1986-06 - 1989-12 | 33 | 45 | 993 |
|  | <u>DAIHA HIJET Box (S85) 1.0</u> | 1992-12 - 1998-05 | 33 | 45 | 993 |
|  | <u>DAIHA HIJET Box (S85) 1.0 i</u> | 1994-07 - 1998-05 | 35 | 48 | 993 |
|  | <u>DAIHA HIJET Box (S85) 1.3 i 16V</u> | 1998-05 - ... | 48 | 65 | 1295 |
|  | <u>DAIHA HIJET Bus 0.8</u> | 1986-06 - 1989-12 | 29 | 39 | 843 |
|  | <u>DAIHA HIJET Bus 1.0</u> | 1986-06 - 1989-12 | 33 | 45 | 993 |
|  | <u>DAIHA HIJET Bus (S85) 1.0 i</u> | 1994-07 - 1998-05 | 35 | 48 | 993 |
| | <u>DAIHA MOVE (L6, L9) 0.8</u> | 1996-10 - 2002-09 | 31 | 42 | 847 |
| | <u>DAIHA MOVE (L6, L9) 1.0 i</u> | 1998-10 - 2002-09 | 41 | 55 | 989 |
| | <u>DAIHA SIRION (M1) 1.0 i</u> | 2000-09 - 2005-01 | 43 | 58 | 989 |
| | <u>DAIHA SIRION (M1) 1.0 i 4WD</u> | 1999-04 - 2000-09 | 41 | 56 | 989 |
| | <u>DAIHA SIRION (M1) 1.0 i 4WD</u> | 2000-09 - 2005-01 | 43 | 58 | 989 |
| | <u>DAIHA SIRION (M1) 1.0 i (M100)</u> | 1998-04 - 2000-09 | 41 | 56 | 989 |

| Body | Model | Produced | KW | HP | CCM |
|---|--|-------------------|----|-----|------|
|  | <u>OPEL AGILA (H08) 1.2</u> | 2010-11 - ... | 69 | 94 | 1242 |
|  | <u>OPEL AGILA (H08) 1.2</u> | 2008-04 - ... | 63 | 86 | 1242 |
|  | <u>PIAGGIO PORTER Box 1.0</u> | 1993-02 - 1998-05 | 33 | 45 | 993 |
|  | <u>PIAGGIO PORTER Box 1.3 i 16V</u> | 1998-05 - ... | 48 | 65 | 1295 |
|  | <u>PIAGGIO PORTER Platform/Chassis 1.0</u> | 1994-07 - ... | 35 | 48 | 993 |
| | <u>SUBAR JUSTY II (JMA, MS) 1.3 4x4</u> | 2001-04 - 2003-11 | 63 | 86 | 1298 |
| | <u>SUBAR JUSTY II (JMA, MS) 1.3 GX 4x4</u> | 1995-10 - 2003-11 | 50 | 68 | 1298 |
| | <u>SUZUK ALTO IV (FF) 1.1</u> | 2004-09 - 2008-12 | 46 | 63 | 1061 |
| | <u>SUZUK ALTO V (GF) 1.0</u> | 2009-01 - ... | 50 | 68 | 996 |
| | <u>SUZUK BALENO (EG) 1.3</u> | 1996-09 - 2002-05 | 52 | 71 | 1298 |
| | <u>SUZUK BALENO (EG) 1.3 i 16V</u> | 1995-07 - 2002-05 | 63 | 85 | 1298 |
| | <u>SUZUK BALENO (EG) 1.6 i 16V</u> | 1995-07 - 2002-05 | 72 | 98 | 1590 |
| | <u>SUZUK BALENO (EG) 1.6 i 16V 4x4</u> | 1995-07 - 2002-05 | 72 | 98 | 1590 |
| | <u>SUZUK BALENO (EG) 1.8 GTX</u> | 1996-03 - 2002-05 | 89 | 121 | 1839 |
| htt  | <u>SUZUK BALENO Estate (EG) 1.3 16V</u> | 1997-03 - 2002-05 | 63 | 86 | 1298 |

| Body | Model | Produced | KW | HP | CCM |
|---|--|-------------------|----|----|------|
|  | <u>SUZUK SWIFT II Hatchback (EA, MA) 1.0 (SF310, AA44)</u> | 1989-03 - 2001-05 | 37 | 50 | 993 |
|  | <u>SUZUK SWIFT II Hatchback (EA, MA) 1.3 4WD (SF413, AA35)</u> | 1989-03 - 2001-05 | 50 | 68 | 1324 |
|  | <u>SUZUK SWIFT II Hatchback (EA, MA) 1.3 4WD (SF413, AF35)</u> | 1989-10 - 1991-12 | 52 | 71 | 1324 |
|  | <u>SUZUK SWIFT II Hatchback (EA, MA) 1.3 (SF413, AB35)</u> | 1989-03 - 2001-05 | 50 | 68 | 1298 |
|  | <u>SUZUK SWIFT II Hatchback (EA, MA) 1.3 (SF413, AB35)</u> | 1989-03 - 1991-12 | 52 | 71 | 1324 |
|  | <u>SUZUK SWIFT II Saloon (AH, AJ) 1.3 (SF413, AH35)</u> | 1989-03 - 1991-12 | 52 | 71 | 1298 |
|  | <u>SUZUK SWIFT II Saloon (AH, AJ) 1.3 (SF413, AH35, MA)</u> | 1991-01 - 1995-12 | 50 | 68 | 1298 |
|  | <u>SUZUK SWIFT II Saloon (AH, AJ) 1.6 i 4WD (SF416, AJ14)</u> | 1990-01 - 2001-05 | 68 | 92 | 1590 |
|  | <u>SUZUK SWIFT II Saloon (AH, AJ) 1.6 i (SF416, AH14)</u> | 1990-01 - 2001-05 | 68 | 92 | 1590 |
| | <u>SUZUK SWIFT IV (MZ, EZ) 1.2</u> | 2010-10 - ... | 69 | 94 | 1242 |
| | <u>SUZUK SWIFT IV (MZ, EZ) 1.2</u> | 2010-10 - ... | 66 | 90 | 1242 |
| | <u>SUZUK SWIFT IV (MZ, EZ) 1.2 4x4</u> | 2010-10 - ... | 69 | 94 | 1242 |
| | <u>SUZUK SWIFT IV (MZ, EZ) 1.2 4x4</u> | 2010-10 - ... | 66 | 90 | 1242 |
|  | <u>SUZUK WAGON R 1.0</u> | 2004-06 - 2005-08 | 44 | 60 | 998 |
|  | <u>SUZUK WAGON R 1.0 (EM) 1.0 (MA61)</u> | 1998-03 - 2000-05 | 48 | 65 | 996 |